

**WE'VE GONE OVER THE TOP**  
**WITH THE NEW VOLVO 440...**





**...AND  
THE  
850...**



**...AND  
THE  
900**







**THE 1994 VOLVOS**  
**(WITH AIRBAG AS STANDARD)**

# VOLVO

Volvo Car UK Limited

Marlow

11 September 1993

Dear Colleague

## **VOLVO'S NEW 400 HITS THE STREETS**

The theme and design of our enclosed 1994 Model Year Press Kit may raise some questions of relevance like - WHY????

All will be revealed in spectacular style at 19.55 hrs on Wednesday 15th September, on nationwide ITV when Volvo will launch (in every sense of the word!) a multi-million pound advertising campaign to promote the new Volvo 400 series.

Happy viewing!

Yours sincerely

A handwritten signature in black ink, appearing to read 'R. Ormisher', with a long horizontal flourish extending to the right.

Roger Ormisher  
Media Relations Manager

EMBARGO: NOT FOR PUBLICATION UNTIL 0001HRS, WEDNESDAY 15  
SEPTEMBER

V93/BISS/23

11 September 1993

## **STYLE AND SAFETY TOP THE LIST FOR VOLVO'S NEW 400 SERIES**

A new range of Volvo 400 series hatchbacks and saloons incorporating a host of styling, equipment and new safety features arrives in the UK this month.

Targeted to capture an even larger slice of the hotly contested upper-medium car sector, the revised Volvo 440 and 460 models will be aiming to capitalise on UK sales successes which saw more than 23,000 sold in 1992.

Softer, more rounded frontal styling and a new bonnet and grille design give the new Volvo 400 a family resemblance to the highly-acclaimed Volvo 850 series.

New taillight treatment and an extended range of colours add to the changes, which are mirrored inside with revised dashboard and seat design, repositioned switchgear and improved equipment levels across the range.

### **Airbag arrival**

The Volvo 400's impressive safety credentials have been strengthened further on the new range with the addition of a full-size, 67 litre Federal airbag as standard on all models. This is complemented by mechanical front seatbelt pre-tensioners that restrain the occupant more quickly and gently in the event of an accident.



Volvo's unique height-adjustable front seatbelts - first seen in the Volvo 850 - are also introduced across the 400 series and side-impact protection has also been added, with structural reinforcements and thicker door panels which incorporate a honeycombed energy-absorbing material.

### **Cost-effective choice**

The front-wheel-drive layout of the Volvo 400 series maximises interior space and allows Volvo to offer a wide choice of power units to suit every customer choice, from economy through to outright power.

Starting with the 1.6-litre (83bhp) unit in the Volvo 440 and 460 1.6i, the choice extends through 1.8-litre (89bhp) and 2.0-litre (110bhp) units to the 1.7-litre (120bhp) high performance turbo unit.

Comprehensive standard equipment levels on all models have been expanded to include stylish new upholstery, wheel trims, rev counter, height adjustable steering column and headlamp wash/wipe, in addition to the new styling, interior and safety improvements.

Top-line models gain further equipment additions, including new alloy wheels and CFC-free air conditioning.

Says Volvo Car UK Limited's Managing Director, Charles Hunter-Pease: "The new Volvo 400 series is a car that has all the right attributes to enable us to tackle the competitive fleet car sector with renewed vigour. This is where the growth in Volvo 400 sales lies.

"With the latest equipment and design changes, we also believe that there is no safer car in this class."

Competitive pricing ensures the Volvo 440 1.6i hatchback is available from under £10,500, and with servicing spaced at 10,000 miles/ 12 month intervals, running costs are kept to the lowest possible levels.

Combine this with Volvo's hard earned reputation for reliability, durability and low insurance and the new 400 series models make a cost-effective and versatile choice.

- ENDS-

For further information, please contact:

Roger Ormisher/Emily Payze  
Volvo Car UK Ltd  
Globe Park  
Marlow  
Bucks SL7 1YQ

Tel: 0628 477977



# VOLVO

## PRESS INFORMATION



MOTORS

EMBARGO: NOT FOR PUBLICATION UNTIL 0001HRS, WEDNESDAY 15  
SEPTEMBER

V93/BISS/24

11 September 1993

### THE NEW VOLVO 400 SERIES IN DETAIL

Since their introduction in 1985, more than 400,000 Dutch-built Volvo 400 series cars have been sold throughout Europe. The UK has played a substantial part in this sales success with more than 100,000 registered in this country.

Three distinct model lines exist: the Volvo 440 five door hatchback, the Volvo 460 four door saloon and the Volvo 480 sports coupé.

For the 1994 model year Volvo has invested in major revisions to produce a new line-up of Volvo 440 and 460 models that will attract new customers to the Volvo marque in the highly competitive upper-medium car sector.

#### The Range

Volvo 440 1.6i	1,596cc	83bhp	£10,495
Volvo 440 Li	1,794cc	89bhp	£10,995
Volvo 440 Si	1,794cc	89bhp	£12,095
Volvo 440 SE	1,794cc	89bhp	£13,095
Volvo 440 SE 2.0i	1,998cc	110bhp	£13,595
Volvo 440 GLT	1,998cc	110bhp	£14,795
Volvo 440 Turbo	1,721cc	120bhp	£16,495



BUSINESS



SAFETY



ENVIRONMENT



Volvo 4601.6i	1,596cc	83bhp	£10,495
Volvo 460 Li	1,794cc	89bhp	£10,995
Volvo 460 Si	1,794cc	89bhp	£12,095
Volvo 460 SE	1,794cc	89bhp	£13,095
Volvo 460 SE 2.0i	1,998cc	110bhp	£13,595
Volvo 460 GLT	1,998cc	110bhp	£14,795
Volvo 460 CD	1,998cc	110bhp	£16,495
Volvo 480 S	1,721cc	102bhp	£13,495
Volvo 480 ES	1,998cc	110bhp	£15,495
Volvo 480 Turbo	1,721cc	120bhp	£16,495

Competitive prices ensure that there is no premium for customers choosing the saloon 460 models rather than hatchback 440 cars.

And the new Volvo 400 series offers even wider choice with the introduction of a lead-in 4601.6-litre version and a high specification 460 GLT saloon.

### **Smoother Styling**

Externally, the new Volvo 400 series shows major changes with a more rounded and stylish appearance that mirrors that of its larger stablemate - the Volvo 850.

The traditional Volvo grille is incorporated into the bonnet, the headlights are sleeker, though no less efficient, and the smoother bumper with its integrated spoiler give the car a totally new look. The re-designed bonnet on its gas struts offers even better access to the engine compartment.

Slimmer, protective side mouldings continue along the body sides and integrate with the more rounded rear bumper of the car. Re-designed tail lamp clusters emulate those of the Volvo 850 and 900 series to give a stronger family resemblance. More stylish wheel covers and six spoke 15" alloy wheels on top-line models add extra visual appeal.

Completing the exterior re-style are two new body colours - Indigo Blue and Burgundy Pearl Metallic.

### **Interior Re-design**

Improved seat design, new upholstery and a redesigned dashboard with more effective ergonomics are an essential part of the Volvo 440 and 460 improvements.

A new - and more rigid - dashboard, is an added quality improvement with much lower noise and vibration levels, thanks to a new assembly method.

Ergonomic improvements include the re-siting and re-design of controls including those for the electric windows and door mirrors; these are now moved from the centre console to the door panels. Clearer instrument design aids readability.

Dials also replace the previous slide controls for the heating and ventilation system and the switches for the heated front seats and optional equipment have been moved further up the centre console to ensure that the driver's eyes are not diverted from the road ahead.

Improved upholstery and more sculpted seat design aids comfort for all passengers while cabin wind noise is all but eliminated with the addition of new door seals.

### **Safety As Standard**

All 1994 model year Volvo 400 cars are now fitted with full-size, 67 litre, driver-side airbags as standard.

For a car which already had an enviable safety reputation, the Volvo 400 series has been comprehensively studied and improved to ensure that it stays one step ahead of the competition in the upper-medium segment.

The new cars now also benefit from mechanical front seat-belt pretensioners and Volvo's pioneering ARH reel seatbelts which automatically adjust to match the shoulder height of the front seat occupants.

Although the Volvo 400 was one of the first vehicles to fit side-impact door bars as standard (Volvo developed the concept in 1973!) - engineers have decided to improve the latest versions even further.

Newly designed hinges and locks on the cars are complemented by reinforcements between the B-pillars and the floorpan.

In addition, thicker internal door panels incorporate a special material with a honeycomb-like structure that has excellent absorbing characteristics - creating a total side-impact structure on the Volvo 400 series which is as effective as that on the highly-acclaimed Volvo 900 series.

Headlamp wash/wipe is another safety feature added for 1994 cars.

A transverse engine, with front-wheel-drive is the traditional way to maximise interior space and the Volvo 400 series utilises this layout to good effect.

All the fuel-injected units offer excellent economy, coupled with responsive performance, and give at least 90 per cent of torque from low engine speeds, ensuring that gear changing is kept to a minimum.



Capacities range from 1.6-litres, through the 1.8-litre and the latest 2.0-units to the turbocharged 1.7-litre performance version. All are petrol-engined.

### **Dynamic Safety**

Consistent, predictable handling and excellent stability ensure that the Volvo 440 and 460 are safe as well as enjoyable to drive.

The independent front suspension is MacPherson strut with special anchorage points and a direct-acting anti-roll bar. At the rear is a live rear axle located by Panhard rods and Watt linkages for consistent wheel angles and constant wheelbase and track. Hydraulic shock absorbers are finely tuned for each model.

The front wheel geometry on all Volvo 400 cars also has a unique self correction action where the shape of the wishbone's rubber mounting pads can alter to filter out crosswinds when wheels are braking on different surfaces or should one brake circuit fail. This system also counteracts unpredictable understeer.

Rack and pinion steering is power-assisted on all but the lead-in model and gives excellent feedback plus a tight turning circle of just 10.3 metres.

### **Progressive Braking**

A diagonal-split, dual circuit braking system gives progressive and powerful braking capability - illustrated by the fact that a fully loaded Volvo 440 or 460 can be brought to rest from 60mph in under 4 seconds.

ABS brakes are standard on the Volvo 440 GLT and Turbo and the Volvo 460 GLT and CD models. All other versions can be ordered with ABS as a very reasonably priced option.

### **Comprehensively Equipped**

Equipment upgrades across the range are a further enhancement for the new Volvo 400 range.

For example, base 1.6-litre models gain new upholstery, driver's side airbag, improved side-impact protection, front seatbelt pre-tensioners, a chrome grille, new-style wheel trims, rev counter, height adjustable steering column, automatically adjusting seatbelts and headlamp wash/wipe.

The attached tables outline the exact additions for each model variant.

### **Environmentally Aware**

Volvo has already established a comprehensive and realistic programme of measures to help reduce the car's impact on its environment.

One novel solution on the new Volvo 400 series is the use of old battery casings in the manufacture of plastic wheel arch liners and air deflectors.

The latest versions also use totally CFC-free air conditioning units and have a dashboard warning lamp to indicate any fault in the emission control system. The number of coded plastics and other recyclable parts have been increased to the point where 86 per cent of the car is now recyclable.

### **Cost Effective Ownership**

The high proportion of private buyers for the previous Volvo 400 models (75% of sales) testify to the low overall cost of ownership that stems from the reliability and durability of Volvo cars.

The new Volvo 400 capitalises on this reputation by offering 10,000 mile/12 month servicing intervals.

Insurance groupings on all Volvo 400 models are low (ranging from Group 5) with further discounts available via Volvo's special Owner's Insurance Scheme run in conjunction with Sun Alliance.

- ENDS-

For further information, please contact:

Roger Ormisher/Emily Payze  
Volvo Car UK Ltd  
Globe Park  
Marlow  
Bucks SL7 1YQ

Tel: 0628 477977



# VOLVO

## PRESS INFORMATION



V93/BISS/25

11 September 1993

### NEW MODELS AND HIGHER SPECIFICATIONS FOR 1994 VOLVO RANGE

Comprehensive changes including a new range of Volvo 400 series cars, a tax-beating new version of the Volvo 850 and driver-side airbags as standard across the whole range are all part of Volvo's 1994 model year package.

Customers benefit from increased safety features, a longer list of standard equipment and wider model choice without sacrificing on price - a factor that becomes increasingly important with proposed 1994 company car tax changes.

Amongst the most significant changes are:

- ◆ new Volvo 440 hatchback and 460 saloon models with totally revised exterior and interior styling and improved specifications across the range
- ◆ full-size 67 litre driver's side airbag as standard on all Volvo cars
- ◆ front seat pretensioners as standard
- ◆ new front and rear bumpers and sleeker headlights to enhance the smooth lines of the Volvo 850 range
- ◆ a new tax-beating 2.5-litre, 10-valve engine for the Volvo 850 saloon and estate with prices starting from under £18,000
- ◆ a customer-specification Volvo 960 model that allows the executive buyer to specify a car to suit their budget from Volvo's extensive option and accessory lists
- ◆ a new five-speed gearbox for Volvo 940 Turbo models developed from that of the Volvo 850



- ◆ anti-theft alarms as standard on all Volvo 850 and 900 series cars
- ◆ RDS radios standard on all Volvo 850 and 900 series models

With the final examples of the classic Volvo 240 estate now sold, the UK range now spans Volvo 400, 800 and 900 series cars with saloons, estates, hatchbacks and coupés to suit most budgets and tastes.

Says Volvo Car UK Limited's Managing Director, Charles Hunter-Pease: "Competition in the UK car market is tough. These latest improvements confirm Volvo's intentions to stay ahead of our competitors in the areas of value, safety and driving pleasure.

"Constant product development has meant that models such as the Volvo 850 are still collecting major awards worldwide more than two years after launch, and we do not intend to rest on our laurels."

- ENDS-

For further information, please contact:

Roger Ormisher/Emily Payze  
Volvo Car UK Ltd  
Globe Park  
Marlow  
Bucks SL7 1YQ

Tel: 0628 477977

# VOLVO

## PRESS INFORMATION



V93/BISS/26

11 September 1993

### TAX BEATING 10-VALVE ENGINE FOR VOLVO 850

A new 2.5-litre version of the award-winning Volvo 850 - priced at the same level as an equivalent 2-litre car - is set to win even more fleet customers to the Volvo marque.

Pre-empting expected tax changes that will take price rather than engine size into account, the latest Volvo 850 model sports a 10-valve, five-cylinder engine that combines smoothness with economy.

Available as both a saloon and estate, the 2.5-litre SE, 10-valve is priced at the same level as its 2.0-litre, 29 valve stablemate - £17,795 (saloon) and £18,595 (estate).

Producing a healthy 140bhp at 5,400rpm and 152lb/ft of torque at 3,600rpm, the engine is characterised by smooth power delivery across the rev range rather than high output. Top speed is 127mph and 0-62mph acceleration achieved in 10.3 seconds.

Identical to the multivalve, five-cylinder engines in the other Volvo 850 models, the only change for the 10-valve version is the use of hemispherical rather than pentroof-type combustion chambers.

The responsive handling and driver appeal of the Volvo 850 range is retained, with front-wheel-drive and Volvo's unique Delta-link rear suspension layout ensuring that this latest 850 is above all a driver's car.





Although it is competitively priced, the 850 SE 10-valve has a comprehensive standard specification including power steering, central locking, electric front windows, heated front seats, a steel sunroof, deadlocks and a burglar alarm.

A driver's side airbag, Volvo's unique SIPS (side impact protection system), three-point seatbelts for all five occupants and a built-in rear child seat are all standard safety features.

Says Volvo Car UK Limited's Director of Sales and Dealer Operations, Gerry Keaney: "With the new company car taxation policy moving from engine size to list price we can expect a move away from the traditional 2-litre executive car.

"The 10-valve Volvo 850 SE offers the five cylinder performance and the smoothness of a 2.5-litre executive car without the tax penalties of the past. We think it will open up a whole new market area".

On sale in the UK from October, the new 10-valve Volvo 850 SE complements the existing 20-valve, 2-litre and 2.5 litre versions.

- ENDS-

For further information, please contact:

Roger Ormisher/Emily Payze  
Volvo Car UK Ltd  
Globe Park  
Marlow  
Bucks SL7 1YQ

Tel: 0628 477977



V93/BISS/27

11 September 1993

## **VOLVO - MAKING SAFE CARS SAFER**

Volvo, which has set safety standards since starting car production in 1927, has added yet another safety feature to its latest models, with all new Volvo cars sold in the UK now having driver airbags and seatbelt pretensioners fitted as standard.

The 67 litre airbag, together with the already standard three-point seatbelt and collapsible steering wheel, gives the Volvo driver additional security in a severe front or front offset impact, increasing protection to the chest, neck and face.

Within a few hundredths of a second of an accident, the airbag is filled with over 60 litres of non-toxic nitrogen. Once inflated, the bag collapses immediately, the whole process taking approximately 0.2 seconds.

The full-size airbag complements an already substantial list of safety features - most of them pioneered by Volvo - to give every Volvo driver the confidence of a complete safety system: Volvo's unique SIPS (Side Impact Protection System) and ABS on the 800 and 900 series, together with five three-point seatbelts and integrated child seat; increased side impact protection to the 400s, and headlamp wash/wipes on all cars.



Says Volvo's public relations manager, John Lefley, "It is quite obvious that adding an airbag does not suddenly convert an unsafe car into a safe one. However, when you add an airbag to a Volvo, you know that you are making a safe car even safer."

- ENDS-


For further information, please contact:

Roger Ormisher/Emily Payze  
Volvo Car UK Limited  
Globe Park  
Marlow  
Bucks SL7 1YQ

Tel: 0628 477977

# VOLVO

## PRESS INFORMATION



V93/BISS/28

11 September 1993

### THE DISCERNING USER IS A VOLVO CHOOSER

The smoothness and power of a 6-cylinder 24-valve, 3-litre engine in a cost-effective customer specification package is the latest offering in Volvo's flagship 960 range.

Improvements in production efficiency for the Volvo 940 and 960 ranges, the addition of a driver's side airbag and a factory fitted anti-theft alarm are all part of the new model year enhancements.

The new alarm on all 900 series models provides not only a high specification, factory fitted security system, but also remote control of the central locking at the touch of a button.

#### 960 Executive Choice

The prices of all Volvo 960s have been held, and at £22,995, a new Customer Specification version has been introduced.

Without compromising on safety or quality, the consumer can now decide precisely what equipment goes on the car. This gives the customer the option of personalising the car, while still keeping within a chosen price band.

This move pre-empts expected 1994 tax changes which will encourage a more flexible approach to car choice.



BUSINESS



SAFETY



ENVIRONMENT

## **Improvements for 940**

Anyone looking for a safe family car with plenty of space - either a saloon or an estate - will find that the 940 is a fine choice.

For those with an eye for a high performance bargain, the 190bhp 2.3 turbo engine is now available with GLE specification and a new gearbox - the M90 - which is based on that of the Volvo 850 and is perfectly dimensioned to accommodate the increased torque stress caused by the turbocharged engine. As a result of its technical layout, the M90 is extremely compact and has the added advantage of a synchronised reverse gear.

The new 940 GLE 2.3 Turbo delivers the same performance as the previous 940 Turbo, is substantially better equipped and priced at over £2,000 less than the outgoing model, at just £20,395 for the saloon and £21,195 for the estate.

The line-up for this year includes 2.0 injection, 2.3 injection, 2.0 turbo petrol, 2.3 turbo petrol, and a 2.4 turbo diesel engines, and S, SE and GLE trim levels.

Judging by the sales success of the 940 wentworth with its 2-litre turbo engine, the 1994 version - which replaces the sunroof of the SE model with air conditioning - will remain an executive favourite in both saloon and estate form.

Both the 940 and 960 are also available in three new colours: onyx green metallic, gold and dark blue metallic.

## **Quality First**

An extremely detailed and extensive rationalisation and quality-improvement programme has been and is still being implemented at Volvo's Swedish plants where 900 series cars are built. This programme has led to a 33 per cent reduction in the number of man hours taken to build a car. Fewer defects per car and shorter overall lead times for delivery are to the benefit of both assembly workers and customers.

- ENDS-

For further information, please contact:

Roger Ormisher/Emily Payze  
Volvo Car UK Limited  
Globe Park  
Marlow  
Bucks SL7 1YQ

Tel: 0628 477977

# VOLVO

## PRESS INFORMATION



V93/BISS/29

11 September 1993

**VOLVO CAR UK LIMITED**  
**1994 MODEL YEAR**  
**TECHNICAL SPECIFICATIONS**

For further information, please contact:

Roger Ormisher/Emily Payze  
Volvo Car UK Limited  
Globe Park  
Marlow  
Bucks SL7 1YQ

Tel: 0628 477977





# TECHNICAL SPECIFICATIONS

CAR TYPE	440 1.6i	440 Li	440 Si
<b>ENGINE</b>	<b>B16F</b>	<b>B18U</b>	<b>B18U</b>
Configuration	Transverse	Transverse	Transverse
Cylinders	4	4	4
Bore x stroke (mm)	78 x 83.5	82.7 x 83.5	82.7 x 83.5
Engine capacity (cc)	1596	1794	1794
Max output ECE (hp/rpm)	82/5500	89/5800	89/5800
Max torque (Nm/rpm)	125/4000	140/2500	140/2500
Octane rating	95 unleaded*	95 unleaded*	95 unleaded*
Compression ratio	10:1	9.7:1	9.7:1
Fuel system	Computer-controlled multipoint fuel injection	Computer-controlled single point fuel injection	Computer-controlled single point fuel injection
Exhaust System	Lambda sond controlled 3-way catalytic converter	Lambda sond controlled 3-way catalytic converter	Lambda sond controlled 3-way catalytic converter
<b>FUEL TANK</b>			
Volume (litres)	60	60	60
<b>TRANSMISSION</b>			
Automatic – 4 speed	–	⊕	⊕
Manual – 5 speed	•	•	•
<b>STEERING SYSTEM (rack &amp; pinion)</b>			
Power assisted	–	•	•
Turning circle	10.24m	10.24m	10.24m
Tyre size	175/65	175/65	175/65
<b>PERFORMANCE</b>			
Top speed (mph)	106	109	110
Acceleration 0-62 mph (s)	12.7	12.0	12.0
<b>WEIGHTS (approx)</b>			
Kerb weight (kg)	1007	1015	1032
Max permissible weight (kg)	1580	1580	1580
Trailer weight, braked (kg)	1200	1200	1200
Trailer weight, unbraked (kg)	500	500	500
<b>LUGGAGE COMPARTMENT</b>			
Volume (cu.ft.)	13.4	13.4	13.4
Volume rear seats down (cu.ft.)	30.9	30.9	30.9

CAR TYPE	440 SE	440 SE 2.0i	440 GLT	440 TURBO
ENGINE	B18U	B20F	B20F	B18FT
Configuration	Transverse	Transverse	Transverse	Transverse
Cylinders	4	4	4	4
Bore x stroke (mm)	82.7 x 83.5	82.7 x 93	82.7 x 93	81 x 83.5
Engine capacity (cc)	1794	1998	1998	1721
Max output ECE (hp/rpm)	89/5800	107.5/5200	107.5/5200	120/5400
Max torque (Nm/rpm)	140/2500	165/3500	165/3500	175/4500
Octane rating	95 unleaded*	95 unleaded*	95 unleaded*	95 unleaded*
Compression ratio	9.7:1	9.8:1	9.8:1	8.1:1
Fuel system	Computer-controlled single point fuel injection	Computer-controlled multipoint fuel injection	Computer-controlled multipoint fuel injection	Computer-controlled multipoint fuel injection turbo-intercooler
Exhaust System	Lambda sond controlled 3-way catalytic converter	Lambda sond controlled 3-way catalytic converter	Lambda sond controlled 3-way catalytic converter	Lambda sond controlled 3-way catalytic converter
<b>FUEL TANK</b>				
Volume (litres)	60	60	60	60
<b>TRANSMISSION</b>				
Automatic – 4 speed	o†	o	o	o
Manual – 5 speed	•	•	•	•
<b>STEERING SYSTEM (rack &amp; pinion)</b>				
Power assisted	•	•	•	•
Turning circle	10.24m	10.24m	10.35m	10.35m
Tyre size	175/65	175/65	185/65	185/55
<b>PERFORMANCE</b>				
Top speed (mph)	110	116	119	122
Acceleration 0-62 mph (s)	12.0	10.2	10.2	9.5
<b>WEIGHTS (approx)</b>				
Kerb weight (kg)	1032	1036	1046	1072
Max permissible weight (kg)	1580	1580	1580	1580
Trailer weight, braked (kg)	1200	1200	1200	1200
Trailer weight, unbraked (kg)	500	500	500	500
<b>LUGGAGE COMPARTMENT</b>				
Volume (cu. ft.)	13.4	13.4	13.4	13.4
Volume rear seats down (cu. ft.)	30.9	30.9	30.9	30.9

† Cars with B18U single point injection engines gain the B18FP multipoint injection engine when the optional automatic transmission is specified.

\* Please note: You must only use unleaded petrol in a car equipped with a catalytic converter.

Data valid for manual transmission.

• Standard                      0 Option                      - Not available

Warranty: 12 months warranty - unlimited mileage. 12 months RAC cover - please ask your dealer for details.

The information, specification and illustrations relating to the models described in this brochure, may be different in respect of similar vehicles currently on sale in the UK. When making enquiries about any vehicle, please ask your Volvo Dealer to advise you of any differences from the specifications which are contained in the brochure. Specifications may differ in the Republic of Ireland.

In the interest of continuing product development, the factory reserves the right to make changes at any time, without notice, to prices, colours, materials, equipment or specifications and also to discontinue models.

CAR TYPE	460 1.6i	460 Li	460 Si	460 SE
ENGINE	B16F	B18U	B18U	B18U
Configuration	Transverse	Transverse	Transverse	Transverse
Cylinders	4	4	4	4
Bore x stroke (mm)	78 x 83.5	82.7 x 83.5	82.7 x 83.5	82.7 x 83.5
Engine capacity (cc)	1596	1794	1794	1794
Max output ECE (hp/rpm)	82/5500	89/5800	89/5800	89/5800
Max torque (Nm/rpm)	125/4000	140/2500	140/2500	140/2500
Octane rating	95 unleaded*	95 unleaded*	95 unleaded*	95 unleaded*
Compression ratio	10:1	9.7:1	9.7:1	9.7:1
Fuel system	Computer-controlled multipoint fuel injection	Computer-controlled single point fuel injection	Computer-controlled single point fuel injection	Computer-controlled single point fuel injection
Exhaust System	Lambda sond controlled 3-way catalytic converter	Lambda sond controlled 3-way catalytic converter	Lambda sond controlled 3-way catalytic converter	Lambda sond controlled 3-way catalytic converter
<b>FUEL TANK</b>				
Volume (litres)	60	60	60	60
<b>TRANSMISSION</b>				
Automatic – 4 speed	-	†	†	†
Manual – 5 speed	•	•	•	•
<b>STEERING SYSTEM (rack &amp; pinion)</b>				
Power assisted	-	•	•	•
Turning circle	10.24m	10.24m	10.24m	10.24m
Tyre size	175/65	175/65	175/65	175/65
<b>PERFORMANCE</b>				
Top speed (mph)	106	109	109	109
Acceleration 0-62 mph (s)	12.8	12.1	12.1	12.1
<b>WEIGHTS (approx)</b>				
Kerb weight (kg)	1014	1022	1034	1034
Max permissible weight (kg)	1580	1580	1580	1580
Trailer weight, braked (kg)	1200	1200	1200	1200
Trailer weight, unbraked (kg)	500	500	500	500
<b>LUGGAGE COMPARTMENT</b>				
Volume (cu. ft.)	16.0	16.0	16.0	16.0
Volume rear seats down (cu. ft.)	33.5	33.5	33.5	33.5

† Cars with B18U single point injection engines gain the B18FP multipoint injection engine when the optional automatic transmission is specified.

CAR TYPE	460 SE 2.0i	460 GLT	460 CD
<b>ENGINE</b>	<b>B20F</b>	<b>B20F</b>	<b>B20F</b>
Configuration	Transverse	Transverse	Transverse
Cylinders	4	4	4
Bore x stroke (mm)	82.7 x 93	82.7 x 93	82.7 x 93
Engine capacity (cc)	1998	1998	1998
Max output ECE (hp/rpm)	107.5/5200	107.5/5200	107.5/5200
Max torque (Nm/rpm)	165/3500	165/3500	165/3500
Octane rating	95 unleaded*	95 unleaded*	95 unleaded*
Compression ratio	9.8:1	9.8:1	9.8:1
Fuel system	Computer-controlled multipoint fuel injection	Computer-controlled multipoint fuel injection	Computer-controlled multipoint fuel injection
Exhaust System	Lambda sond controlled 3-way catalytic converter	Lambda sond controlled 3-way catalytic converter	Lambda sond controlled 3-way catalytic converter
<b>FUEL TANK</b>			
Volume (litres)	60	60	60
<b>TRANSMISSION</b>			
Automatic – 4 speed	○	○	○
Manual – 5 speed	●	●	●
<b>STEERING SYSTEM (rack &amp; pinion)</b>			
Power assisted	●	●	●
Turning circle	10.24m	10.35m	10.35m
Tyre size	175/65	185/65	185/55
<b>PERFORMANCE</b>			
Top speed (mph)	116	117	117
Acceleration 0-62 mph (s)	10.2	10.2	10.2
<b>WEIGHTS (approx)</b>			
Kerb weight (kg)	1043	1049	1070
Max permissible weight (kg)	1580	1580	1580
Trailer weight, braked (kg)	1200	1200	1200
Trailer weight, unbraked (kg)	500	500	500
<b>LUGGAGE COMPARTMENT</b>			
Volume (cu. ft.)	16.0	16.0	16.0
Volume rear seats down (cu. ft.)	33.5	33.5	33.5

\* Please note: You must only use unleaded petrol in a car equipped with a catalytic converter.

Data valid for manual transmission.

● Standard      ○ Option      - Not available

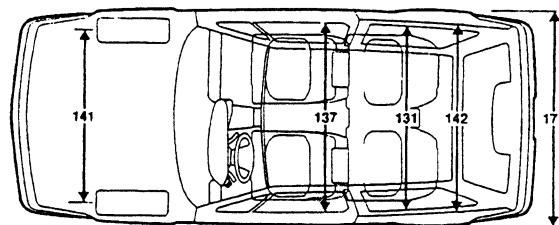
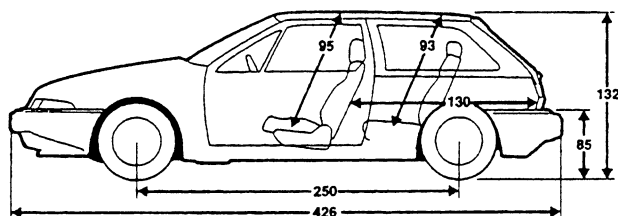
Dimensions in cm. N.B. Interior dimensions do not include sunroof.

Warranty: 12 months warranty - unlimited mileage. 12 months RAC cover - please ask your dealer for details.

The information, specification and illustrations relating to the models described in this brochure, may be different in respect of similar vehicles currently on sale in the UK. When making enquiries about any vehicle, please ask your Volvo Dealer to advise you of any differences from the specifications which are contained in the brochure. Specifications may differ in the Republic of Ireland.

In the interest of continuing product development, the factory reserves the right to make changes at any time, without notice, to prices, colours, materials, equipment or specifications and also to discontinue models.

CAR TYPE	480 S	480 ES	480 TURBO
ENGINE	B 18FP	B20F	B18FT
Configuration	Transverse 4-cyl.	Transverse 4-cyl.	Transverse 4-cyl., Turbo
Fuel system	Intermittent injection	Intermittent injection	Intermittent injection
Engine capacity, cc	1721	1998	1721
Bore x Stroke, mm	81/83.5	82.7/93	81/83.5
Max. output, ECE hp/rpm	101/5500	110/5500	120/5500
Max. torque, ECE Nm/rpm	142/3900	165/3500	175/4500
Compression ratio/Min. octane	10:1/95 (Unleaded)	9.5:1/95 (Unleaded)	8.1:1/95 (Unleaded)
Emission control	Catalytic converter and Lambda sond	Catalytic converter and Lambda sond	Catalytic converter and Lambda sond
<b>TRANSMISSION</b>			
Manual	5-speed	5-speed	5-speed
Automatic	-	4-speed	4-speed
<b>ELECTRICAL SYSTEM</b>			
Battery capacity, V/Ah	12/55	12/55	12/55
Alternator rating, V/A	14/70	14/70	14/70
Ignition system	Microprocessor-controlled (with diagnostic unit)	Microprocessor-controlled (with diagnostic unit)	Microprocessor-controlled
<b>FUEL TANK</b>			
Volume, litres	60	60	60
<b>STEERING SYSTEM</b> (power-assisted)			
Rack and pinion. Ratio	17.2:1, 3.1 turns between end positions	17.2:1, 3.1 turns between end positions	17.2:1, 3.1 turns between end positions
Turning circle diameter, m	10.24	10.35	10.35
<b>WHEELS</b>			
Steel-braced radial ply tyres	185/55	195/55	195/55
Rims	5.5" x 14"	5.5" x 14"	6.0" x 15"
<b>PERFORMANCE</b>			
Top speed (mph)	115	119	124
Acceleration 0-62 mph (s)	10.7	10.0	9.3
<b>WEIGHTS (approx)</b>			
Kerb weight (kg)	1021	1036	1059
Max. permissible weight (kg)	1440	1440	1460
Trailer weight, braked (kg)	1200	1200	1200
Trailer weight, unbraked (kg)	500	500	500



WARRANTY: 12 months warranty - unlimited mileage. 12 months RAC cover - please ask your dealer for details.

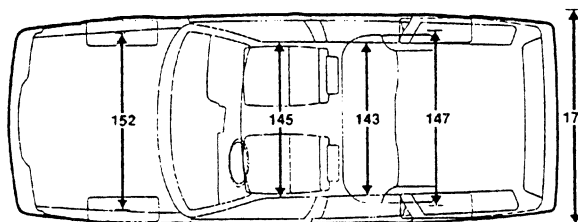
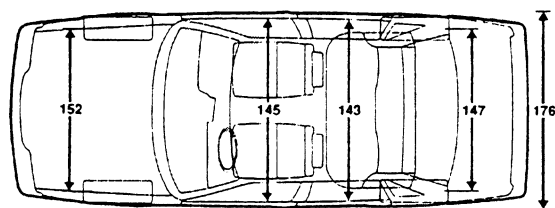
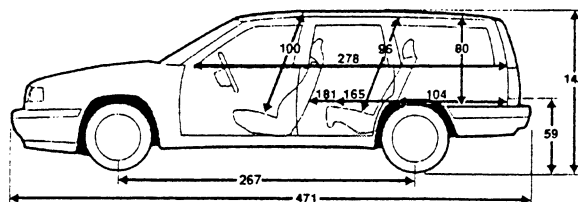
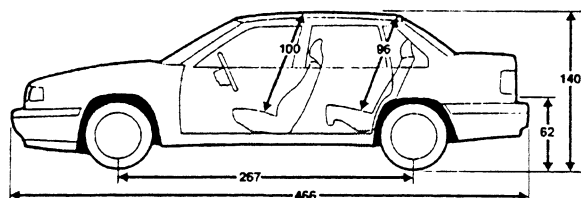
CAR TYPE	850 S E 2.0		850 GLT 2.0		850 S E 2.5		850 GLT 2.5		850 TURBO	
<b>WEIGHTS (approx)</b>										
Av. Kerb weight (kg)	1455	1451	1469	1456	1401	1449	1479	1460	1436	1487
Max. permissible towing weight (kg)	1600	1600	1600	1600	1600	1600	1600	1600	1600	1600
Max. recommended towing weight (kg)	1236	1238	1248	1237	1191	1232	1257	1241	1221	1264
Optimum/Max. nose weight (kg)	50/75	50/75	50/75	50/75	50/75	50/75	50/75	50/75	50/75	50/75
<b>LUGGAGE COMPARTMENT</b>										
Volume (cu. ft.)	14.7	28	14.7	28	14.7	28	14.7	28	14.7	28
Volume rear seats down (cu.ft.)	32.2	56	32.2	56	32.2	56	32.2	56	32.2	56

\* Please note: You must only use unleaded petrol in a car equipped with a catalytic converter.

Data valid for manual transmission.

• Standard

Dimensions in cm. N.B. Interior dimensions do not include sunroof.



Warranty: 12 Months warranty - unlimited mileage. 12 months RAC cover - please ask your dealer for details.

The information, specification and illustrations relating to the models described in this brochure, may be different in respect of similar vehicles currently on sale in the UK. When making enquiries about any vehicle, please ask your Volvo Dealer to advise you of any differences from the specifications which are contained in the brochure. Specifications may differ in the Republic of Ireland.

In the interest of continuing product development, the factory reserves the right to make changes at any time, without notice, to prices, colours, materials, equipment or specifications and also to discontinue models.

ENGINE OPTIONS

CAR TYPE	850 SE 2.0		850 GLT 2.0		850 SE 2.5		850 GLT 2.5		850 TURBO	
Engine	B5204F		B5204F		B 5252F		B5254F		B5234F	
Configuration	Transverse – 20 valve		Transverse – 20 valve		Transverse – 10 valve		Transverse – 20 valve		Transverse – 20 valve	
Cylinders	5		5		5		5		5	
Bore x stroke (mm)	81/77		81/77		83/90		83/90		81/90	
Engine capacity (cc)	1984		1984		2435		2435		2319	
Max output ECE (hp/rpm)	143/6500		143/6500		140/5400		170/6200		225/5200	
Max. torque ECE (Nm/rpm)	176/3800		176/3800		206/3600		220/3300		300/2000-5200	
Octane rating	95 unleaded*		95 unleaded*		95 unleaded*		95 unleaded*		95 unleaded*	
Fuel system	Microprocessor-controlled adaptive system and diagnostic unit (LH Jetronic)		Microprocessor-controlled adaptive system and diagnostic unit (LH Jetronic)		Combined fuel/ignition system (Siemens). Microprocessor-controlled with diagnostic unit		Microprocessor-controlled adaptive system and diagnostic unit (LH Jetronic)		Combined fuel/ignition system (Motronic 4.3) Microprocessor with diagnostic unit	
Exhaust system	Catalytic converter with Lambda sond		Catalytic converter with Lambda sond		Catalytic converter with Lambda sond		Catalytic converter with Lambda sond		Catalytic converter with Lambda sond	
<b>FUEL TANK</b>										
Volume (litres/gallons)	73/16		73/16		73/16		73/16		73/16	
<b>TRANSMISSION</b>										
Automatic	4 Speed inc. O.D. mode selector		4 Speed inc. O.D. mode selector		4 Speed inc. O.D. mode selector		4 speed inc. O.D. mode selector		4 speed inc. O.D. mode selector	
Manual	5 speed		5 speed		5 speed		5 speed		5 speed	
<b>STEERING SYSTEM (rack &amp; pinion)</b>										
Power assisted	●		●		●		●		●	
Turning circle	10.2 m		10.2 m		10.2m		10.2 m		10.6m	
Tyre size	185/65		195/60		185/65		195/60		205/50	
<b>PERFORMANCE</b>										
Top speed (mph)	Saloon	Estate	Saloon	Estate	Saloon	Estate	Saloon	Estate	Saloon	Estate
Acceleration 0-62 mph (s)	125	124	125	124	127	127	131	131	149	149
	10.8	11.2	10.9	11.2	10.3	10.5	9.3	9.5	7.4	7.5



WEIGHTS AND SIZES - SALOONS

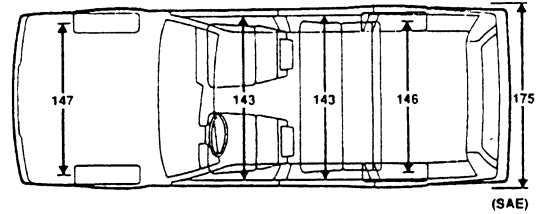
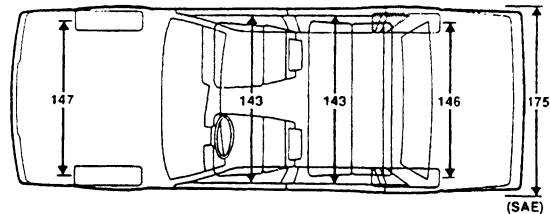
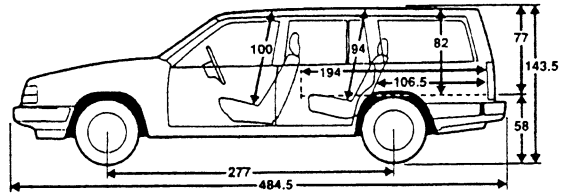
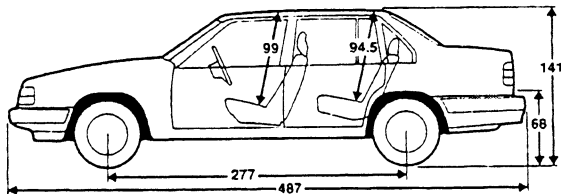
CAR TYPE	940 S	940 SE	940 Wentworth	940 GLE
<b>WEIGHTS (approx)*</b>				
Av. Kerb weight (Kg)	1458	1458	1458	1458
Max. permissible towing weight (Kg)	1600	1600	1600	1600
Max. recommended towing weight (Kg)	1239	1239	1239	1239
Optimum/Max. nose weight (Kg)	50/75	50/75	50/75	50/75
<b>LUGGAGE COMPARTMENT</b>				
Volume (cu.ft.)	16.6	16.6	16.6	16.6

WEIGHTS AND SIZES - ESTATES

CAR TYPE	940 S	940 SE	940 Wentworth	940 GLE
<b>WEIGHTS (approx)*</b>				
Av. Kerb weight (Kg)	1536	1536	1536	1536
Max. permissible towing weight (Kg)	1600	1600	1600	1600
Max. recommended towing weight (Kg)	1306	1306	1306	1306
Optimum/Max. nose weight (Kg)	50/75	50/75	50/75	50/75
<b>LUGGAGE COMPARTMENT</b>				
Volume (cu.ft.)	35	35	35	35
Volume rear seats down (cu.ft.)	75	75	75	75

Dimensions in cm. N.B. Interior dimensions do not include sunroof.

\*Please note all weights are based on the 2.0 litre turbo engine.



Warranty: 12 months warranty - unlimited mileage. 12 months RAC cover - please ask your dealer for details.

The information, specification and illustrations relating to the models described in this brochure, may be different in respect of similar vehicles currently on sale in the UK. When making enquiries about any vehicle, please ask your Volvo Dealer to advise you of any differences from the specifications which are contained in the brochure. Specifications may differ in the Republic of Ireland.

In the interest of continuing product development, the factory reserves the right to make changes at any time, without notice, to prices, colours, materials, equipment or specifications and also to discontinue models.

	2.0 LITRE INJECTION	2.3 LITRE INJECTION	2.0 LITRE TURBO	2.3 LITRE TURBO	2.4 LITRE TURBO DIESEL
<b>ENGINE OPTIONS</b>	B200F	B230F	B200FT	B230FTX	D24 Tic
940 S	○	○	○	-	
940 SE	○	○	○	-	○
940 WENTWORTH	-	-	○	-	-
940 GLE	-	○	○	○	○
<b>ENGINE SPECIFICATIONS</b>					
Configuration	In-line	In-line	In-line	In-line	In-line
Cylinders	4	4	4	4	6
Bore x stroke (mm)	88.9/80	96/80	88.9/80	96/80	76.5/86.4
Engine capacity (cc)	1986	2316	1986	2316	2383
Max. output ECE (hp/rpm)	111/5700	130/5500	155/5600	190/5100	122/4800
Max. torque ECE (Nm/rpm)	158/2800	185/2950	234/3600	280/3800	235/2400
Octane rating	95 unleaded*	95 unleaded*	95 unleaded*	95 unleaded*	Diesel
Fuel system	Electronic Injection	Electronic Injection	Electronic Injection	Electronic Injection	Diesel
Exhaust system	Catalytic Converter with Lambda sond	Catalytic Converter with Lambda sond	Catalytic Converter with Lambda sond	Catalytic Converter with Lambda sond	Catalytic Converter
<b>FUEL TANK</b>					
Volume (litre/gallons)	75/16.5	75/16.5	75/16.5	75/16.5	75/16.5
<b>TRANSMISSION</b>					
Manual	5 Speed	5 Speed	5 Speed	5 Speed	4 Speed + Electrically operated 5th gear
Automatic	4 Speed	4 Speed	4 Speed	-	4 Speed
Automatic locking differential	-	-	●	●	-
<b>STEERING SYSTEM (rack &amp; pinion)</b>					
Power assisted	●	●	●	●	●
Turning circle (m)	9.9	9.9	9.9	9.9	9.9
Tyre size	185/65	185/65	185/65	185/65	185/65
<b>PERFORMANCE</b>					
Top speed (mph)	111	118	124	133	115
Acceleration 0-62 mph (s)	13.2	11.5	9.6	8.7	11.6

\* Please note: In petrol engined cars equipped with a catalytic converter, you must only use unleaded petrol.

Data valid for manual transmission.

● Standard

○ Option

- Not available

ENGINE OPTIONS

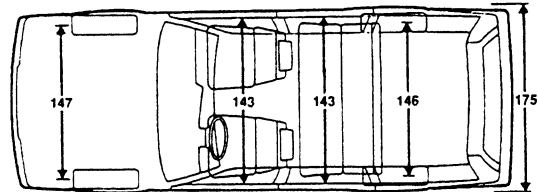
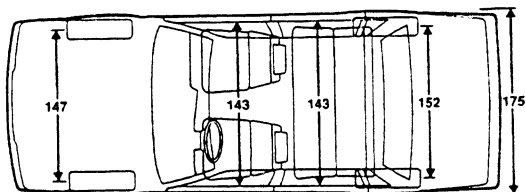
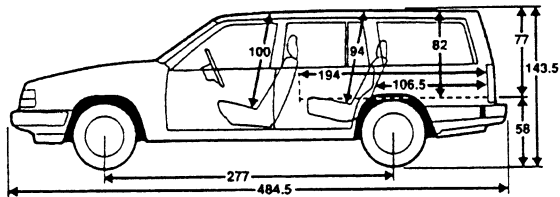
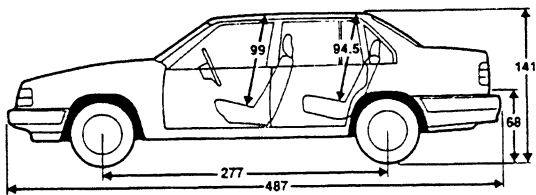
CAR TYPE	960 CS/960 FS	960 Executive
Engine	B6304F	B6304F
Configuration	In-line – 24 valve	In-line – 24 valve
Cylinders	6	6
Bore x stroke (mm)	83/90	83/90
Engine capacity (cc)	2922	2922
Max. output ECE (hp/rpm)	204/6000	204/6000
Max. torque ECE (Nm/rpm)	267/4300	267/4300
Octane rating	95 unleaded*	95 unleaded*
Fuel system	Microprocessor-controlled (with diagnostic unit)	Microprocessor-controlled (with diagnostic unit)
Exhaust System	Catalytic converter with Lambda sond	Catalytic converter with Lambda sond
<b>FUEL TANK</b>		
Volume (litres/gallons) Saloon/Estate	80/17.6 75/16.5	80/17.6 –
<b>TRANSMISSION</b>		
Automatic	4 Speed inc. O.D.	4 Speed inc. O.D.
Automatic locking differential	•	•
<b>STEERING SYSTEM (rack &amp; pinion)</b>		
Power assisted	•	•
Turning circle	9.9m	10.5m
Tyre size	195/65	195/65
<b>PERFORMANCE</b>		
Top speed (mph)	130	130
Acceleration 0-62 mph (s)	9.1	9.1
<b>WEIGHTS (approx)</b>		
Av. Kerb weight (kg)	1574	1560
Max. permissible towing weight (kg)	1600	1600
Max. recommended towing weight (kg)	1338	1326
Optimum/Max. nose weight (kg)	50/75	50/75
<b>LUGGAGE COMPARTMENT</b>		
Volume (cu. ft.) Saloon/Estate	16.6/35	16.6/-
Volume rear seats down (cu. ft.) Estate	75	–

\* Please note: You must only use unleaded petrol in a car equipped with a catalytic converter.

• Standard

Dimensions in cm. N.B. Interior dimensions do not include sunroof.

The 960 Executive has a wheelbase of 292cm and an overall length of 502cm.



(SAE)

(SAE)

# VOLVO

## PRESS INFORMATION



V93/BISS/30

11 September 1993

**VOLVO CAR UK LIMITED**

**1994 MODEL YEAR**

**FEATURED STANDARD SPECIFICATIONS**

For further information, please contact:

Roger Ormisher/Emily Payze  
Volvo Car UK Limited  
Globe Park  
Marlow  
Bucks SL7 1YQ

Tel: 0628 477977



# 440 SERIES 1994 MODEL YEAR

## 440 1.6i

### B16F

- c Flecked Cloth Upholstery
- lockable Fuel Filler Cap
- c Improved Side Impact Protection
- c Airbag (SRS)
- c Front Seatbelt Pretensioners
- Front and Rear Head Restraints
- 4 Three Point Seatbelts & Centre Rear Lap Belt
- c Chrome Grille
- Lumbar Support
- Heated Front Seats
- Internally Adjustable Door Mirrors
- Folding Rear Seat
- Medium Level Radio/Cassette (CR602)
- Four Speaker System
- Manual Aerial
- c Dynamic Wheel Covers
- Centre Console without Lid
- c Tachometer
- c Height Adjustable Steering Column
- Rear Heating Ducts
- Heated Front Seats
- c Automatically Adjustable Seatbelts
- Rear Wash Wipe
- 175 Tyres
- c Headlamp Wash/Wipe

## 440 Li

### B18U

- c Car Coloured Bumpers
- c Power Steering

## 440 GLT

### B20F

- + Electric Aerial
- + Equipment Pack
- + High Line Radio/Cassette with RDS (CR802)
- c Rear Reading Lights
- + Big Rear Spoiler
- + 185 Tyres
- c Cloth/Leather Upholstery
- + 7 Spoke 14" Alloy Wheels
- + Rear Anti-Roll Stabiliser
- + Front Fog Lights
- c ABS

## 440 Turbo

### B18FT

- + TRACS
- + Boost Gauge
- + Information Centre
- c 6 Spoke 15" Alloy Wheels
- + Electric Rear Windows
- c Shaded Third Window

## 440 Si

### B18U

- + Six Speaker System
- + Split Folding Rear Seat
- + Central Locking
- + Centre Console With Lid
- + Height Adjustable Drivers Seat
- + Front Seat Pockets
- + Tinted Glass
- c Cloqué Plush Upholstery
- c Elegant Wheel Covers

## 440 SE

### B18U, (B20F £500 Premium)

- + Electric Glass Sunroof
- c Electrically Adjustable & Heated Mirrors (x2)
- + Small Rear Spoiler
- + Electric Front Windows

c = change to specification for 94 MY

# VOLVO

# 460 SERIES 1994 MODEL YEAR

## c 460 1.6i

### B16F

- c Flecked Cloth Upholstery
- Lockable Fuel Filler Cap
- c Improved Side Impact Protection
- c Airbag (SRS)
- c Front Seatbelt Pretensioners
- Front and Rear Head Restraints
- 4 Three Point Seatbelts & Centre Rear Lap Belt
- Lumbar Support
- Heated Front Seats
- Internally Adjustable Door Mirrors
- Folding Rear Seat
- Medium Level Radio/Cassette (CR602)
- Four Speaker System
- Manual Aerial
- c Dynamic Wheel Covers
- Centre Console without Lid
- c Tachometer
- c Height Adjustable Steering Column
- Rear Heating Ducts
- Heated Front Seats
- c Automatically Adjustable Seatbelts
- Rear Wash Wipe
- 175 Tyres
- c Headlamp Wash/Wipe

## 460 Li

### B18U

- c Car Coloured Bumpers
- c Power Steering

## 460 GLT

### B20F

- + Electric Aerial
- + Equipment Pack
- + High Line Radio/Cassette with RDS (CR802)
- + Rear Reading Lights
- + 185 Tyres
- c Cloth/Leather Upholstery
- + 7 Spoke 14" Alloy Wheels
- + Rear Anti-Roll Stabiliser
- + Front Fog Lights
- c ABS

## 460 CD

### B20F

- + Air Conditioning
- + Leather Faced Upholstery
- + Information Centre
- c 6 Spoke 15" Alloy Wheels
- + Electric Rear Windows
- c TRACS

## 460 Si

### B18U

- + Six Speaker System
- + Split Folding Rear Seat
- + Central Locking
- + Centre Console With Lid
- + Height Adjustable Drivers Seat
- + Front Seat Pockets
- + Tinted Glass
- c Cloqué Plush Upholstery
- c Elegant Wheel Covers

## 460 SE

### B18U, (B20F £500 Premium)

- + Electric Glass Sunroof
- c Electrically Adjustable & Heated Mirrors (x2)
- + Electric Front Windows

c = change to specification for 94 MY

# VOLVO

# 1994 MODEL YEAR SAFETY ENHANCEMENTS

## 440 / 460 Series

Driver's side airbag

Front seatbelt pretensioners

Improved side impact protection

Headlamp wash/wipe

Height adjustable steering column

Better ergonomics - new dashboard

Automatic height adjustable front seatbelts

**VOLVO**



# 480 SERIES 1994 MODEL YEAR

## 480 S

### B18FP

- Tinted Glass
- c Airbag (SRS)
- c Front Seatbelt Pretensioners
- Front and Rear Head Restraints
- 4 Three Point Seatbelts
- Internal Fuel Filler Cap Release
- Electrically Adjustable & Heated Mirrors (x2)
- Power Steering
- Central Locking
- Lumbar Support
- Heated Front Seats
- Electric Front Windows
- Medium Level Radio/Cassette (CR602)
- White Indicator Lens Covers
- Electric Aerial & 6 Speaker System
- Tachometer
- Anti-Theft Alarm
- Split Folding Rear Seat
- Centre Console with Lid
- Height Adjustable Drivers Seat
- Equipment Pack
- Internal Rear Hatch Release
- Luggage Cover
- Tiltable Steering Wheel
- Front Seat Pockets
- 185 Tyres
- c Cloth/Leather Upholstery
- GLT Sport Wheel Covers

## 480 ES

### B20F

- + Front Fog Lights
- + Information Centre
- + High Line Radio/Cassette with RDS (CR802)
- + 7 Spoke 14" Alloy Wheels
- + Moonroof
- c ABS

## 480 Turbo

### B18FT

- + TRACS
- + Gauges
- + 5 Spoke 15" Alloy Wheels
- + 195 Tyres

c = change to specification for 94 MY

# VOLVO

# 850 SERIES 1994 MODEL YEAR

## 850 SE

2.0 20 valve, 2.5 10 valve  
Cloth Upholstery  
Tinted Windows  
Delta Link Independent Rear Suspension  
SIPS  
Front Seatbelt Pretensioners  
2 Front and 3 Rear Head Restraints  
Automatic Front Seatbelt Height Adjustment  
5 Three Point Seatbelts  
Integral Child Seat - Rear Arm Rest  
ABS  
Lockable Fuel Filler Cap  
Heated Door Mirrors  
Power Steering  
Central Locking  
Lumbar Support  
Heated Front Seats  
Manual Steel Sunroof  
Electrically Adjustable Passenger Door Mirror  
Electric Front Windows  
Climate Unit  
Asymmetric Split Folding Rear Seat  
c RDS Radio 905  
4 Speaker System  
Electric Aerial (saloons only)  
Tachometer  
c Anti-Theft Alarm  
c New Bumper and Low Lights  
c Airbag (driver's side)

## 850 GLT

2.0 20 valve, 2.5 20 valve  
+ GLT Upholstery  
+ Electric Glass Sunroof  
+ Colour Co-ordinated Bumpers/Door Mirrors  
+ Ambient Temperature Gauge  
+ Electrically Adjustable Driver Door Mirror  
c 6 Spoke 15" Alloy Wheels (195)  
  
- Trip Computer (removed from 2.5 litre GLT)  
- Electric Rear Windows (removed from 2.5 litre GLT)

## 850 Turbo

2.3 Turbo Petrol  
+ Turbo Plush/Leather Interior  
+ Big Front RDS Radio (SC800)  
+ 16" Alloy Wheels  
+ Boot Lid Spoiler (saloon only)  
+ Rear Electric Windows  
+ Trip Computer  
+ Load Compensating Suspension (estate only)

c = change to specification for 94 MY

# VOLVO

# 940 SERIES 1994 MODEL YEAR

Automatic Locking Differential standard equipment on vehicles with 2.0 TP and 2.3 TP engines

## 940 S

2.0 Injection, 2.3 Injection and 2.0 TP  
Trico Plush Upholstery  
Tinted Windows  
Lockable Fuel Filler Cap  
SIPS  
Front Seatbelt Pretensioners  
2 Front and 3 Rear Head Restraints  
Front Fog Lights  
5 Three Point Seatbelts  
Integral Child Seat - Rear Arm Rest  
ABS  
Power Steering  
Central Locking  
Lumbar Support  
Heated Front Seats  
Internally Adjustable Door Mirrors  
Asymmetric Split Folding Rear Seat (estates only)  
c RDS Radio 905  
Six Speaker System  
Manual Aerial (saloons only)  
Tachometer  
c Anti-Theft Alarm with remote central locking  
c Improved Wheel Covers  
c New 5 Speed Gearbox (Turbo Petrol only)  
c Electric Front Windows  
c Airbag (driver's side)

## 940 SE

2.0 Injection, 2.3 Injection, 2.0 TP and 2.4 TD  
+ Load Compensating Rear Suspension (estates only)  
+ Manual Steel Sunroof  
+ Electrically Adjustable & Heated Door Mirrors  
+ Electric Aerial (saloons only)  
c Electric Rear Windows

## 940 Wentworth

2.0 Turbo Petrol only  
+ Air Conditioning  
- Manual Steel Sunroof

## 940 GLE

2.3 Injection, 2.0 TP, 2.3 TP and 2.4 TD  
c 2.3 Litre Turbo engine available  
+ Leather Faced Upholstery  
+ 20 spoke 15" Alloy Wheels  
+ Electric Steel Sunroof

## 940 TURBO

Deleted as variant

c = change to specification for 94 MY

# VOLVO

# 960 SERIES 1994 MODEL YEAR

## 960 Customer Specification

### 3.0 Litre 24v

- 960 Plush Upholstery
- Metallic Paint
- Tinted Windows
- Lockable Fuel Filler Cap
- SIPS
- Load Compensating Rear Suspension
- Front Seatbelt Pretensioners
- 2 Front and 3 Rear Head Restraints
- Front Fog Lights
- 5 Three Point Seatbelts
- Integrated Child Seat - Rear Arm Rest
- ABS
- Automatic Locking Differential
- Power Steering
- Automatic Transmission
- Central Locking
- Heated Front Seats
- Electrically Adjustable & Heated Door Mirrors
- Front and Rear Electric Windows
- Asymmetric Split Folding Rear Seat (estate only)
- c RDS Radio 905
- Six Speaker System
- Electric Aerial (saloon only)
- Tachometer
- Burr Wood Dashboard and Door Inserts
- c Anti-Theft Alarm with Remote Central Locking
- c Airbag (driver's side)

## 960 Full Specification

### 3.0 Litre 24v

- + 15 spoke 15" Allow Wheels
- + Electric Steel Sunroof
- + Electronic Climate Control
- + Cruise Control
- + Rake Adjustable Leather Steering Wheel
- + Leather Faced Upholstery
- + Electric Driver's Seat with Memory
- + Big Front RDS Radio (SC800)

c = change to specification for 94 MY

**VOLVO**